



UNIVERSITY OF CAMBRIDGE INTERNATIONAL EXAMINATIONS
General Certificate of Education Ordinary Level

www.PapaCambridge.com

GEOGRAPHY

2217/01

Paper 1

May/June 2008

INSERT

1 hour 45 minutes

READ THESE INSTRUCTIONS FIRST

This Insert contains Photographs A, B and C for Question 2, Photograph D for Question 3 and Figs 8A and 8B for Question 5.

This document consists of **5** printed pages and **3** blank pages.



Photograph A for Question 2



www.PapaCambridge.com

Photograph B for Question 2



Photograph C for Question 2



Photograph D for Question 3



Fig. 8A for Question 5

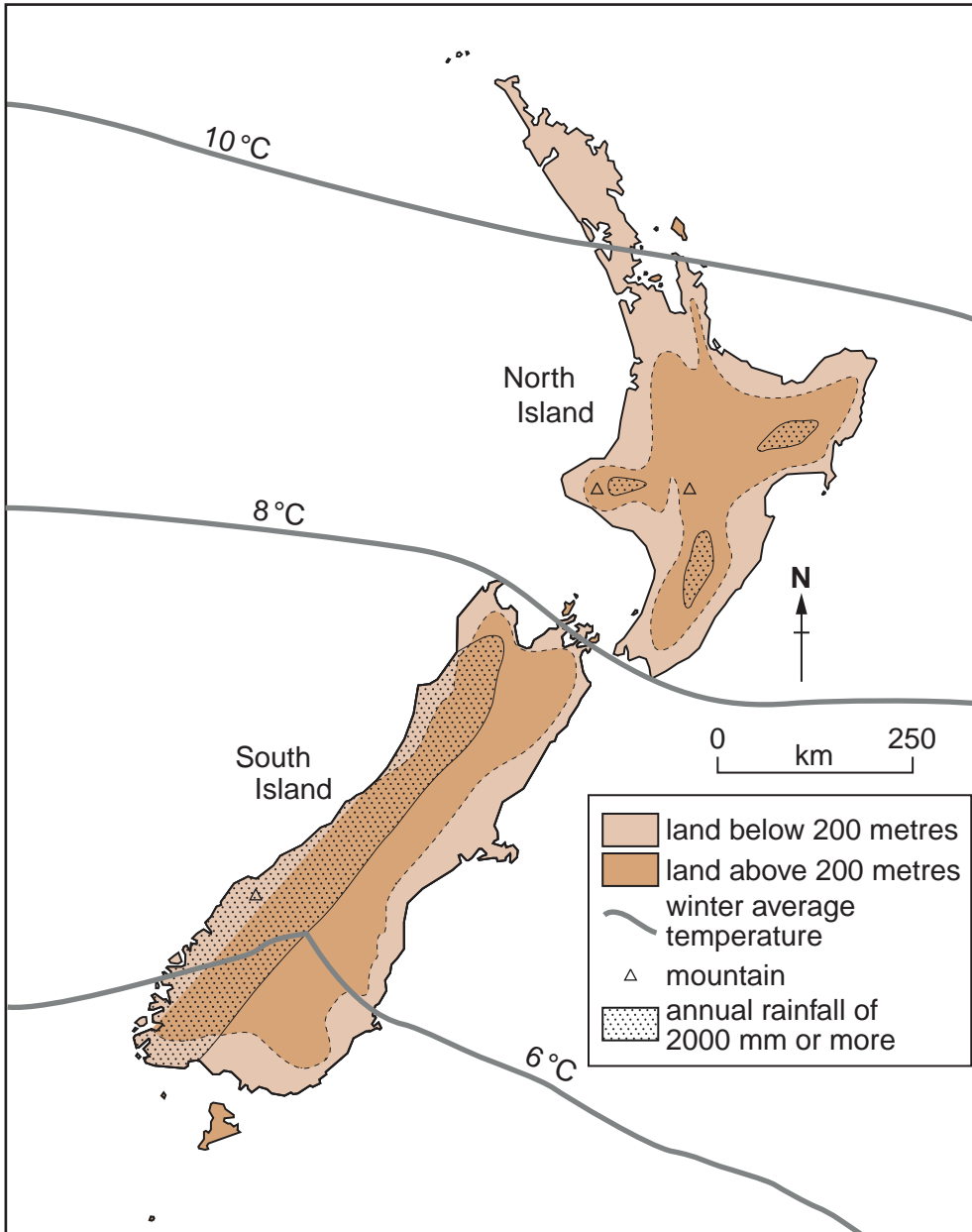
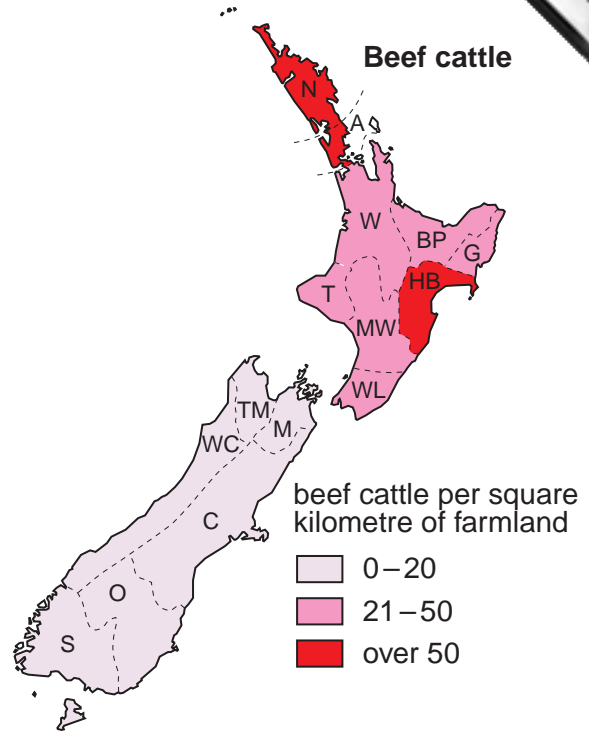
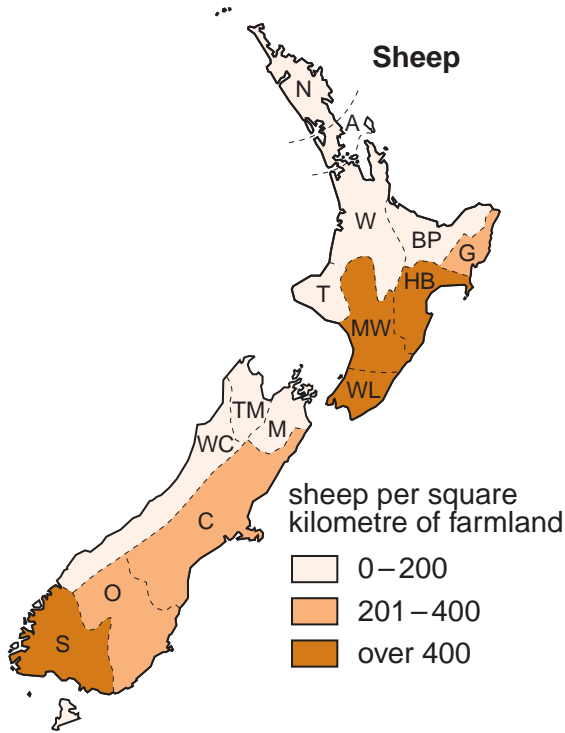


Fig. 8B for Question 5



Key to regions
<i>Region</i>
Northland (N)
Auckland (A)
Waikato (W)
Bay of Plenty (BP)
Gisbourne (G)
Hawke's Bay (HB)
Taranaki (T)
Manawatu-Wanganui (MW)
Wellington (WL)
Tasman (TM)
Marlborough (M)
West Coast (WC)
Canterbury (C)
Otago (O)
Southland (S)

